


### Description

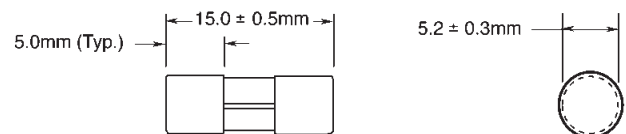
- Time delay
- 5mm x 15mm physical size
- Glass tube, nickel-plated brass endcap construction
- Optional sleeve is flexible fluoropolymer (U.L. flammability rating VW-1).
- UL Listed product meets standard UL 248-14



ELECTRICAL CHARACTERISTICS		
Rated Current	Amp Rating	Opening Time
125mA - 250mA	135%	60 minutes max.
	200%	3 seconds min. 120 seconds max.
350mA	100%	4 hours min.
	470mA	30 minutes max.
	600mA	90 seconds max.
	2A	2 seconds max.
	6A	500 milliseconds max.
375mA - 5A	135%	60 minutes max.
	200%	3 seconds min. 120 seconds max.

### Dimensions

Drawing Not to Scale



### Agency Information

- UL Listed Card: C519 125mA-250mA and 375mA-3A (Guide JDYX, File E19180)
- UL Recognized Card: C519 350mA, and 3.5A-7A (Guide JDYX2, File E19180)
- CSA Certification Card: C519 125mA-250mA and 375mA-3A (Class 1422-01, LR65063)

### Ordering

- Specify packaging, product, and option code
- For -R option, drop mA or A from product code (i.e. C519-3-R)

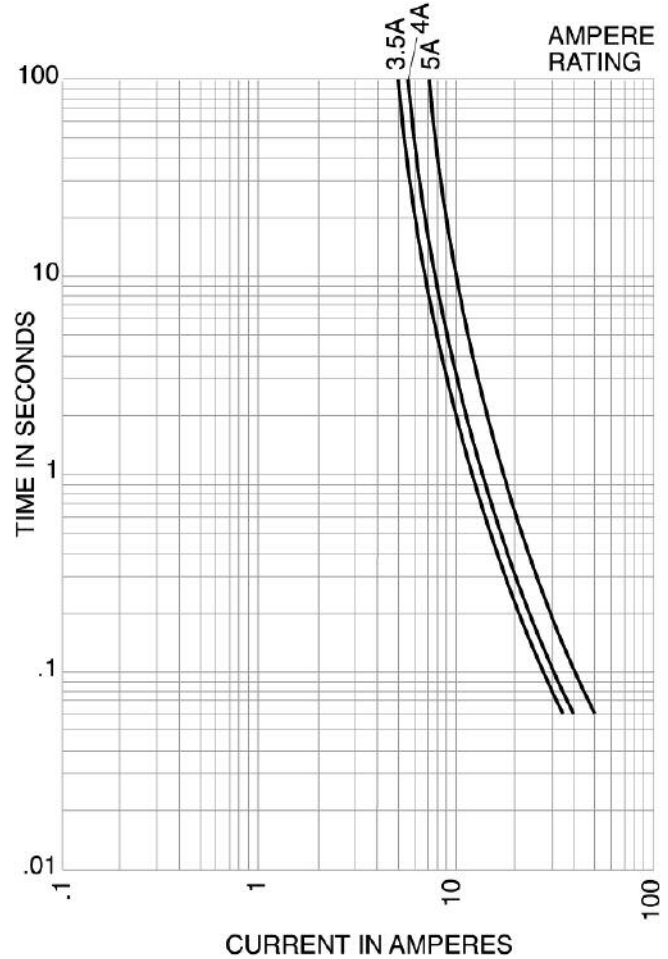
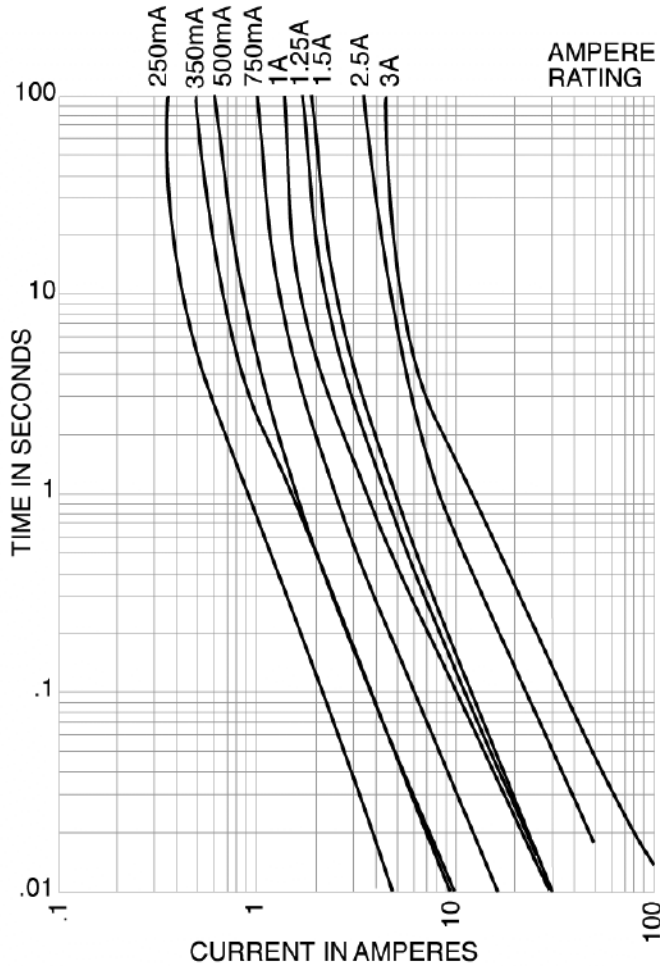
Product Code	Voltage Rating AC	Interrupting Rating at Rated Voltage			Typical DC Cold Resistance* (ohms)	Typical Melting I <sup>2</sup> t† AC	Typical Voltage Drop (mV)‡
		600V	250V	125V			
		C519-125mA	250V	-			
C519-250mA	250V	-	35A	10,000A	1.32	0.467	430
C519-350mA	250V	25A	35A	10,000A	1.04	1.169	530
C519-375mA	250V	-	35A	10,000A	0.81	1.531	470
C519-500mA	250V	-	35A	10,000A	0.54	2.280	440
C519-600mA	250V	-	35A	10,000A	0.38	6.982	350
C519-750mA	250V	-	35A	10,000A	0.26	9.162	310
C519-1A	250V	-	35A	10,000A	0.14	14.289	230
C519-1.25A	250V	-	100A	10,000A	0.13	22.961	220
C519-1.5A	250V	-	100A	10,000A	0.10	31.989	240
C519-1.6A	250V	-	100A	10,000A	0.09	31.156	200
C519-2A	250V	-	100A	10,000A	0.059	60.256	170
C519-2.25A	250V	-	100A	10,000A	0.057	97.724	180
C519-2.5A	250V	-	100A	10,000A	0.046	78.163	190
C519-3A	250V	-	100A	10,000A	0.035	80.426	150
C519-3.5A	125V	-	-	400A	0.028	149.279	130
C519-4A	125V	-	-	400A	0.023	233.346	130
C519-5A	125V	-	-	400A	0.019	354.813	150

\* DC Cold Resistance (Measured at <10% of rated current)

† Typical Melting I<sup>2</sup>t (A<sup>2</sup>Sec) (Typical I<sup>2</sup>t at 10 times rated current)

‡ Typical Voltage Drop (Voltage drop was measured at 25°C±3°C ambient temperature at rated current)

**TIME CURRENT CURVE**



**PACKAGING CODE**

Packaging Code	Description
BK	100 pieces of fuses packed into a cardboard carton
BK1	1,000 pieces of fuses packed into a cardboard carton

**OPTION CODE**

Option Code	Description
S	Insulation Sleeve
-R	RoHS compliant version